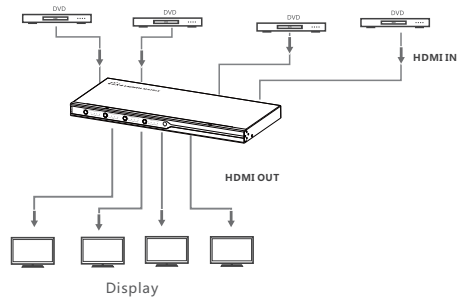


• Connections



- 1) Connect all your HDMI source devices to this product's inputs via HDMI cables.
- 2) Connect up to the HD display devices on the HDMI outputs via HDMI cables.
- 3) Power on all source device, this Matrix Switch and display device, then it works.
- 4) Select/switch inputs and outputs via IR remote , buttons or RS232 command.

• FAQ

Q: No video/audio signal output on the displays?

A: 1) Please check and make sure the Matrix Switch is connected well and powered.

- 2) Please check and make sure all HDMI cables are connected well
- 3) Please check and make sure the input channel of displays are correct.

Q: Picture quality is not fluent and stable ?

A: 1) Please check and make sure all HDMI cables are connected well.

- 2) Try to connect the source device to display device directly, or change to another source device for a try to see the picture quality.
- 3) Please use high quality HDMI1.4 standard cable when HDMI 4Kx2K signal input.

• Specification

| Items | Specification |
|----------------------|------------------------------------------------------------------------------------------------|
| HDMI signal | HDMI1.4, Full compatible with HDCP1.4 |
| Inputs | 4 HDMI |
| Outputs | 4 HDMI |
| Transmission rate | 10.2Gbps |
| Support resolution | 480i@60Hz,480p@60Hz,576i@50Hz,576p@50Hz,720p@50/60Hz,1080i@50/60Hz,1080p@50/60Hz,4Kx2K@25/30Hz |
| Support audio format | DTS-HD/Dolby-true HD/LPCM7.1/DTS/Dolby-AC3/DSD |
| YUV | 4:2:2 |
| Video signal | 0.5~ 1.5Vp-p(TM DS) |
| DDC signal | 5Vp-p(TTL) |
| Video bandwidth | 340MHZ |
| HDMI port | Type A 19 pin, female |
| RS232 | RS232 serial control |
| Working temperature | 0°C ~ 60°C |
| Power supply | DC12V/2A |
| Power consumption | 1.8W(Max) |
| Product dimension | 400(L)x172(W)x23(H)MM |
| Weight | 1.65Kg |
| Color | Black |

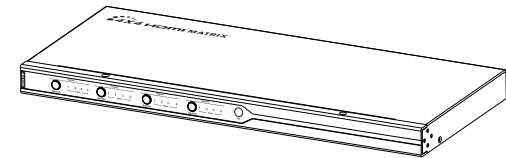
Disclaimer

The product name and brand name may be registered trademark of related manufacturers.TM and ® may be omitted on the user manual. The pictures on the user manual are just for reference, and there may be some slight difference with the real products.We reserve the rights to make changes without further notice to a product or system described herein to improve reliability, function or design.

4x4 HDMI Matrix Switch

User Manual

4Kx2K



Thank you for purchasing this product. For optimum performance and safety, please read the instructions carefully and keep the manual for future reference.

• Important safety notice

Please read below safety instructions carefully before installation and operation:

- * Please pay attention to all the warnings and hints on this device.
- * Do not expose this unit to rain, moisture and liquid.
- * Do not put any stuff into the device.
- * Do not repair the device or open the enclosure without professional person guidance to avoid electronic shock.
- * Make sure good ventilation openings to avoid product overheating damage.
- * Turn off power and make sure environment is safe before installation.
- * Do not plug-in/out the connection cables when it is in using to avoid cables damage.
- * Use DC12V only. Make sure the specification matched if using 3rd party DC adapters.

• Introduction

This product is a 4x4 HDMI HD Matrix Switch, with 4 HDMI inputs and 4 HDMI outputs. 4 HDMI inputs accommodate the simultaneous connection up to 4 high definition video sources, such as satellite systems and Blu-ray players. 4 HDMI outputs send the high definition audio/video signals to 4 HDTV displays. This Matrix Switch supports IR remote control and button control for switching inputs and outputs. This product is perfect for security system, digital monitoring system, school education system, exhibition center, multimedia conference, command system etc.

• Features

1. Support 4 HDMI signal input and 4 HDMI signal output.
2. Support up to ultra HD resolution 4Kx2 K@30Hz.
3. Transmission data rate up to 10.2Gbps.
4. Support IR remote control.
5. Support RS232 control.
6. Support button control for switching inputs/outputs.
7. Pure hardware design, plug and play.
8. Support 3D.
9. Support YUV4:2:2.

• Package contents



Matrix Switch unit x1 pcs




DC12V2A power adapter x1 pcs



User manual x1 pcs



Remote Controller x1 pcs



Wall-mount kit x2 pcs



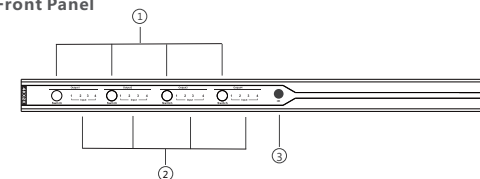
RS232 serial port cap x1 pcs

• Installation Requirement

1. HDMI source device (DVD, PS3, Set top box, PC etc)
2. HDMI display device like SDTV, HDTV, and projector with HDMI port.

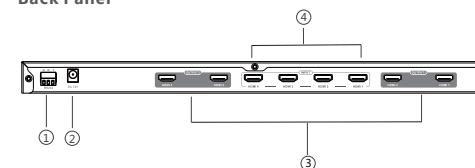
• Panel description

Front Panel



- ① Switch: To choose input channel
- ② Input Select indicator
- ③ IR Receiving window

Back Panel



- ① RS232 serial port
- ② Power connector(DC12V)
- ③ HDMI output port
- ④ HDMI input port

• Remote Controller

This remote controller is just used for inputs or outputs switching/selection.

